

TYPES OF INDIAN VISAS FOR ATTENDING A CONFERENCE

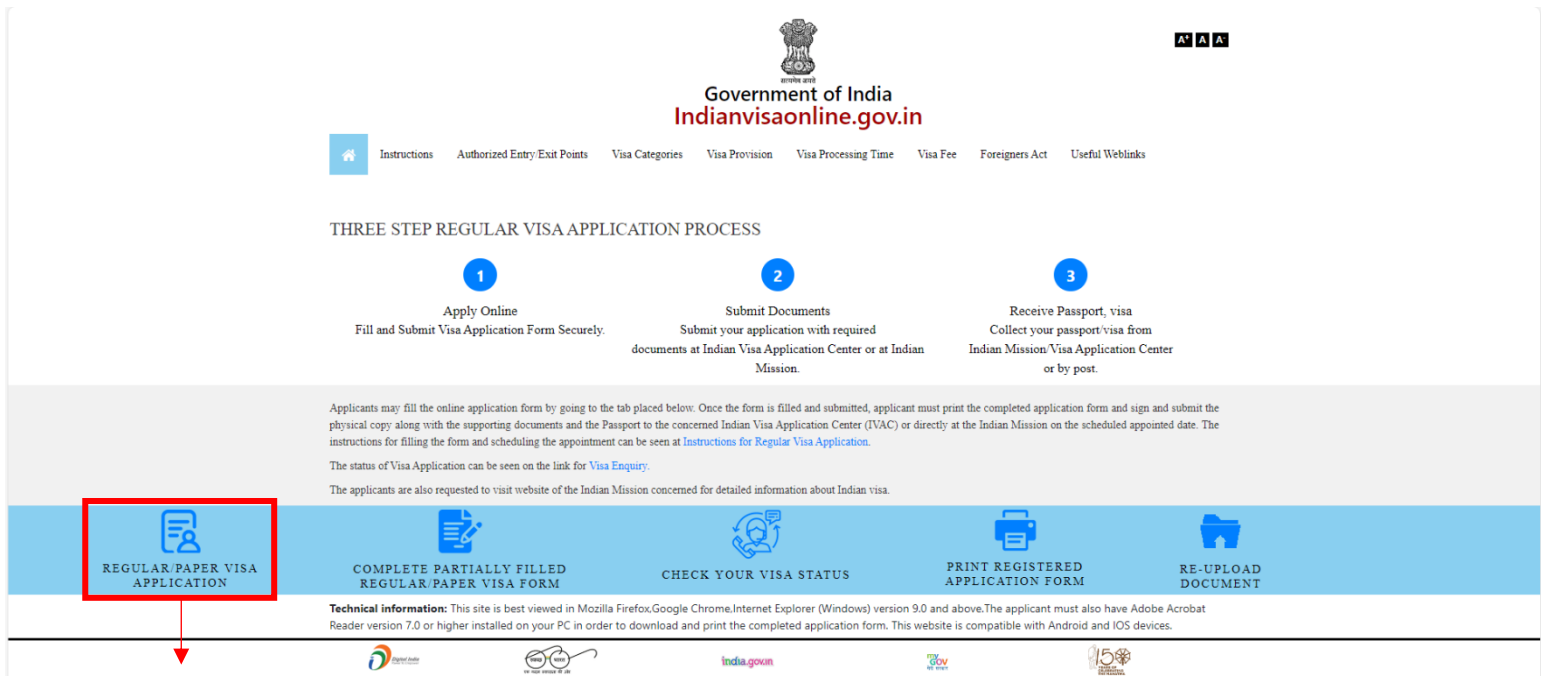
There are two ways in which an attendee can apply for a conference visa to visit India:

1. **E-Conference Visa:** This type of visa application process is entirely online. The visa issued to the attendee is in a pdf format. The attendee does not have to submit any documents to the Indian Embassy or High Commission.
2. **Regular/Paper Conference Visa:** This type of visa application process is online. Once the online form is submitted, the attendee needs to take a printout of the application form and submit a physical copy of the form along with the requested documents and passport to their nearest Indian Embassy or High Commission. Once the process is complete, the visa will be issued on the passport and returned to the attendee.

SAMPLE REGULAR/PAPER CONFERENCE VISA FORM

<https://indianvisaonline.gov.in/visa/index.html>


Step 1:



The screenshot displays the official website for applying for Indian visas. At the top, the Government of India logo and the URL indianvisaonline.gov.in are visible. A navigation bar includes links for Instructions, Authorized Entry/Exit Points, Visa Categories, Visa Provision, Visa Processing Time, Visa Fee, Foreigners Act, and Useful Weblinks. The main heading is 'THREE STEP REGULAR VISA APPLICATION PROCESS'. Below this, three steps are outlined: 1. Apply Online (Fill and Submit Visa Application Form Securely), 2. Submit Documents (Submit your application with required documents at Indian Visa Application Center or at Indian Mission), and 3. Receive Passport, visa (Collect your passport/visa from Indian Mission/Visa Application Center or by post). A section of text provides additional instructions for applicants, including where to fill the form and how to check the status. At the bottom, a blue bar contains five icons with corresponding labels: 'REGULAR PAPER VISA APPLICATION' (highlighted with a red box and arrow), 'COMPLETE PARTIALLY FILLED REGULAR PAPER VISA FORM', 'CHECK YOUR VISA STATUS', 'PRINT REGISTERED APPLICATION FORM', and 'RE-UPLOAD DOCUMENT'. A technical information note at the bottom states that the site is best viewed in Mozilla Firefox, Google Chrome, or Internet Explorer (Windows) version 9.0 and above, and that applicants must have Adobe Acrobat Reader version 7.0 or higher installed.

Click here to apply for regular/paper conference visa.

Step 2:**Online Visa Application**

Country/Region you are applying visa from*	UNITED STATES OF AMERICA
Indian Mission/Office*	USA-ATLANTA
Nationality/Region*	UNITED STATES OF AMERICA
Date of Birth*	06/05/1987
Email ID*	
Re-enter Email ID*	
Expected Date of Arrival*	31/10/2024
Visa Type*	CONFERENCE VISA
Purpose*	FOR ATTENDING INTERNATIONAL CONFERI
	
Please enter above text*	yuhz27

[Select Conference Visa](#)[Continue](#)**Online Visa Application****Step 3:****Applicant Details Form**Indian Mission/Office: **USA-ATLANTA**Data saved Successfully.Please note down the Temporary Application ID : **Applicant Details**

Surname (as shown in your Passport)	<input type="text"/>	Surname/Family Name (As in Passport)
Given Name/s (Complete as in Passport)*	<input type="text"/>	Given Name/s (exactly as in Passport)
Have you ever changed your name? If yes, click the box <input type="checkbox"/> and give details.		If You have ever changed your Name Please tell us.
Gender*	MALE	Gender
Date of Birth*	06/05/1987	Date of Birth as in Passport in DD/MM/YYYY format
Town/City of birth*	NEW YORK	Province/Town/City of birth
Country/Region of birth*	UNITED STATES OF AMERICA	Country/Region of birth
Citizenship/National Id No.*	NA	If not applicable Please Type NA
Religion*	OTHERS	Please specify religion
Visible identification marks*	AA	Visible identification marks
Educational Qualification *	OTHERS	Educational Qualification
Nationality *	UNITED STATES OF AMERICA	Nationality
Did you acquire Nationality by birth or by naturalization? *	By Birth	Did you acquire Nationality by birth or by naturalization?

Passport Details

Passport Number *	0000000000	Applicant's Passport Number
Place of Issue *	NEW YORK	Place of Issue
Date of Issue *	09/05/2024	
Date of Expiry *	08/05/2025	
Any other valid Passport/Identity Certificate(IC) held, <input type="radio"/> Yes <input checked="" type="radio"/> No		If Yes Please give Details

* Mandatory Fields

[Save and Continue](#)[Save and Temporarily Exit](#)

Step 4:**Family Details Form**Please note down the Temporary Application ID :

Your Information will be saved if you click save button or continue to next page. If you exit without doing either of that, your information will be lost.

Applicant's Address Details**Present Address**

House No./Street*

Village/Town/City*

Country*

State/Province/District*

Postal/Zip Code*

Phone No.*

Mobile No.

Email Address

Click here for same address ☒

Applicant's Present Address. Maximum 35 characters (Each Line)

Village/Town/City

Country

State/Province/District

Postal/Zip Code

One Contact No is Mandatory

Mobile Number

Email Address

Click here for same address

Permanent Address

House No./Street*

Village/Town/City

State/Province/District

Applicant's Permanent Address(with Postal/Zip Code)

Village/Town/City

State/Province/District

Family Details**Father's Details**

Name *

Nationality/Region*

Previous Nationality/Region

Place of birth *

Country/Region of birth *

Applicant's Father Number

Father's Nationality

Previous Nationality of Father

Place of birth

Country of birth

Mother's Details

Name *

Nationality/Region*

Previous Nationality/Region

Place of birth *

Country/Region of birth *

Applicant's Mother Number

Mother's Nationality

Previous Nationality of Mother

Place of birth

Country of birth

Applicant's Marital Status *

Applicant's Marital Status

Were your Grandfather/ Grandmother (paternal/maternal) Pakistan Nationals or Belong to Pakistan held area. ☐ Yes ☒ No

Were your Grandfather / Grandmother (paternal/maternal) Pakistan Nationals or belong to Pakistan held area? Yes / No

Profession / Occupation Details of Applicant

Present Occupation*

AA

Employer Name/business *

Designation

Address *

Phone

Past Occupation, if any

Employer Name / Business

Designation

Address

Phone no

Past Occupation, if any

Are/were you in a Military/Semi-Military/Police/Security. Organization? ☐ Yes ☒ No

If yes,give details

Save and Continue

Save and Temporarily Exit

Step 5:

Visa Details Form

Please note down the Temporary Application ID :

Your Information will be saved if you click save button or continue to next page. If you exit without doing either of that, your information will be lost.

Details of Visa Sought

Type of Visa*	CONFERENCE VISA	visa type you are applying for
Name of the Event*	KUBECON AND CLOUDNATIVECON INDIA	
Date of the Event*	11/12/2024	In dd/mm/yyyy format
Venue of the Event*	YASHOBHOOMI-HICC, SECTOR 25, DWARKA	
Name of the Organizer/Invitee*	<input type="text"/>	
Address of the Organizer/Invitee*	<input type="text"/>	
Phone of the Organizer/Invitee*	<input type="text"/>	
Duration of Visa (In Days) *	5	
No. of Entries*	SINGLE	
Purpose of Visit*	FOR ATTENDING INTERNATIONAL CONFERENCES/SEMINARS/WORKSHOPS	Purpose of visit
Expected Date of journey*	10/12/2024	Please enter expected arrival date
Port of Arrival in India*	NEW DELHI	
Expected Port of Exit from India	NEW DELHI	

Previous Visa/Currently valid Visa Details

Have you ever visited India before?*	Yes <input checked="" type="radio"/> / No <input type="radio"/>	
Address*	AA	
	<input type="text"/>	
	<input type="text"/>	
Cities previously visited in India*	AA	Cities in India visited (comma separated)
	<input type="text"/>	
Last Indian Visa No/Currently valid Indian Visa No. *	0000000000	Last Indian Visa no / Currently valid Visa no
Type of Visa*	CONFERENCE VISA	Type of Visa
Place of Issue*	UNITED STATES OF AMERICA	Place of Issue
Date of Issue*	01/05/2024	In dd/mm/yyyy format
Has permission to visit or to extend stay in India previously been refused? <input type="radio"/> Yes <input checked="" type="radio"/> No		Refuse Details Yes /No

Other Information

Countries Visited in Last 10 years	<input type="text"/>
------------------------------------	----------------------

SAARC Country Visit Details

Have you visited SAARC countries (except your own country) during last 3 years? <input type="radio"/> Yes <input checked="" type="radio"/> No	Have you visited "South Asian Association for Regional Cooperation" (SAARC) countries (except your own country) during last 3 years? Yes /No
---	--

Reference

Reference Name in India*	ASHA BERRY	
Address*	MCI GETS INDIA PVT LTD	
	<input type="text"/>	
State*	DELHI	
District*	NEW DELHI	
Phone*	00000000000000	Phone no
Reference Name in UNITED STATES OF AMERICA *	AA	
Address*	AA	
	<input type="text"/>	
Phone*	00000000000000	Phone no

Save and Continue

Save and Temporarily Exit

Step 6:**Additional Question Details**Please note down the Temporary Application ID :

Your Information will be saved if you click save button or continue to next page. If you exit without doing either of that, your information will be lost.

Please provide below given details. Please give details if marked YES.

- | | | |
|---|--|---|
| 1 | Have you ever been arrested/ prosecuted/ convicted by Court of Law of any country?* | <input type="radio"/> Yes <input checked="" type="radio"/> No |
| 2 | Have you ever been refused entry / deported by any country including India?* | <input type="radio"/> Yes <input checked="" type="radio"/> No |
| 3 | Have you ever been engaged in Human trafficking/ Drug trafficking/ Child abuse/ Crime against women/ Economic offense / Financial fraud?* | <input type="radio"/> Yes <input checked="" type="radio"/> No |
| 4 | Have you ever been engaged in Cyber crime/ Terrorist activities/ Sabotage/ Espionage/ Genocide/ Political killing/ other act of violence?* | <input type="radio"/> Yes <input checked="" type="radio"/> No |
| 5 | Have you ever by any means or medium, expressed views that justify or glorify terrorist violence or that may encourage others to terrorist acts or other serious criminal acts?* | <input type="radio"/> Yes <input checked="" type="radio"/> No |
| 6 | Have you sought asylum (political or otherwise)in any country?* | <input type="radio"/> Yes <input checked="" type="radio"/> No |

☐ I **NIKHIL**, hereby declare that the information furnished above is correct to the best of my knowledge and belief. in case the information is found false at any stage, I am liable for legal action/deportation/blacklisting or any other action as deemed fit by the Government of India.

Save and Continue

Save and Temporarily Exit

Step 7:**Upload Photograph**

Choose the Photo To Upload

 Presentation1.jpgTemporary Application Id:-

Kindly ensure that the photo is as per specifications mentioned below.

In case you are not ready for photo upload you can do it later. Please note down the Temporary Application Id. Close the window and Press Exit .

You can complete your application later using Complete Partially Filled Form option on home page.

Specifications

Format - JPEG

Size - Minimum 10 KB , Maximum 1 MB


The minimum dimensions are 350 pixels (width) x 350 pixels (height).

Recent front facing photograph with white background to be uploaded by the applicant.

Do not crop the Passport Image to use it as your recent photograph. Upload clear front facing photograph with preferable white/light coloured background.

The application is liable to be rejected if the uploaded photograph are not clear and as per specification. **Upload Photograph**The Photo uploaded for Temporary Application Id:- **433XA839NLM8ZMX**

Click and drag the box to resize and select image.



Step 9:

Confirm Details

The applicant is requested to verify the particulars filled in the application Form. The applicant may face legal action (including refusal to enter India or deportation) in case of provision of wrong information.

Please verify your Registration Details. If all details are correct please Press "Verified and Continue".
For any corrections press "Modify/Edit"

Please note down the Temporary Application ID:

On this page, please verify all the details entered and press the "Verified and Continue" button at the end of the page.

Step 10:

Confirmation

Applicant Name : NIKHIL
Application Id : USAAV00FE724

Your application is submitted successfully. Please take a print of the Application in PDF format and submit it to concerning Indian Mission or Agency for processing of visa application.

On Pressing "Print Form", You will get the Application in PDF format, which can be Printed or Saved as per your Requirement.
If your printer is not ready, you can either Save it directly or Open it and then Save it for later printing.

Please note down the Application Id given above. This may be needed by you for reprint of application.

Print Form

Book Appointment

Please take a printout of the application form as it will be required in hard copy with other documents for submission at your nearest Indian Mission. After taking the printout, click on "Book Appointment" button which will take you to the VFS Global website to book your appointment.